


Klimaregnskap for Thore Magnussen og Sønn AS



2020

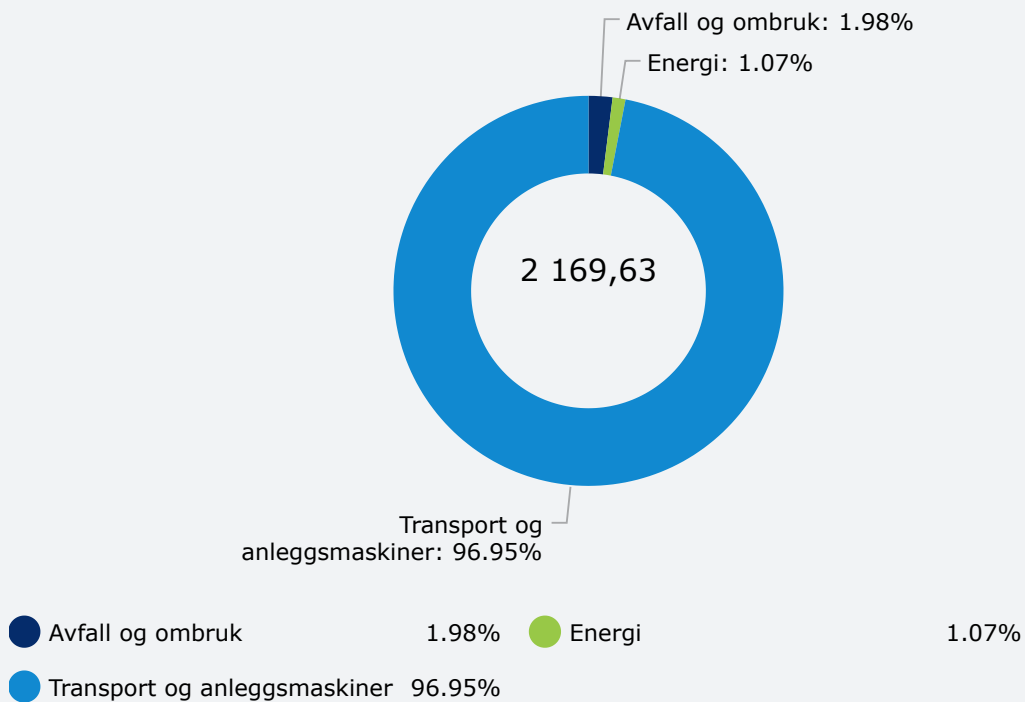
| Utslippskilde | Forbruk | Utslippsfaktor | Utslipp | |
|--|-----------------|-------------------------|----------|-------------|
| Scope 1 | | | | |
| Diesel | 650710 liter | 3,22644 Kg CO2/liter | 2 099,48 | tonn CO2 |
| Sum scope 1 = 2 099,48 tonn CO2 | | | | |
| Scope 2 | | | | |
| Elektrisitet | 195379,8 kWh | 0,119 Kg CO2/kWh | 23,25 | tonn CO2 |
| Sum scope 2 = 23,25 tonn CO2 | | | | |
| Scope 3 | | | | |
| Restavfall som ettersorteres sentralt (sentralsorteringsanlegg) | 42560 kilo | 0,195 CO2/Kg | 8,30 | tonn CO2 |
| Restavfall (uten emballasjeplast) | 62890 kilo | 0,55 CO2/Kg | 34,59 | tonn CO2 |

| | | | | |
|---------------------------|----------------|-------------------|------|----------|
| Antall flyreiser i Norden | 14 (tur/retur) | 287 Kg CO2/reiser | 4,02 | tonn CO2 |
|---------------------------|----------------|-------------------|------|----------|

Sum scope 3 = 46,91 tonn CO2

Total CO2 utslipp = 2 169,63 tonn

PROSENTVIS FORDELING AV CO2-UTSLIPP



2019

| Utslippskilde | Forbruk | Utslippsfaktor | Utslipp | |
|---------------|--------------|----------------------|----------|----------|
| Scope 1 | | | | |
| Bensin | 1210 liter | 3,01125 Kg CO2/liter | 3,64 | tonn CO2 |
| Diesel | 618570 liter | 3,22644 Kg CO2/liter | 1 995,78 | tonn CO2 |

Sum scope 1 = 1 999,42 tonn CO2

Scope 2

| | | | | |
|--------------|---------------|---------------------|-------|-------------|
| Elektrisitet | 195706 kWh | 0,119 Kg CO2/kWh | 23,29 | tonn CO2 |
|--------------|---------------|---------------------|-------|-------------|

Sum scope 2 = 23,29 tonn CO2

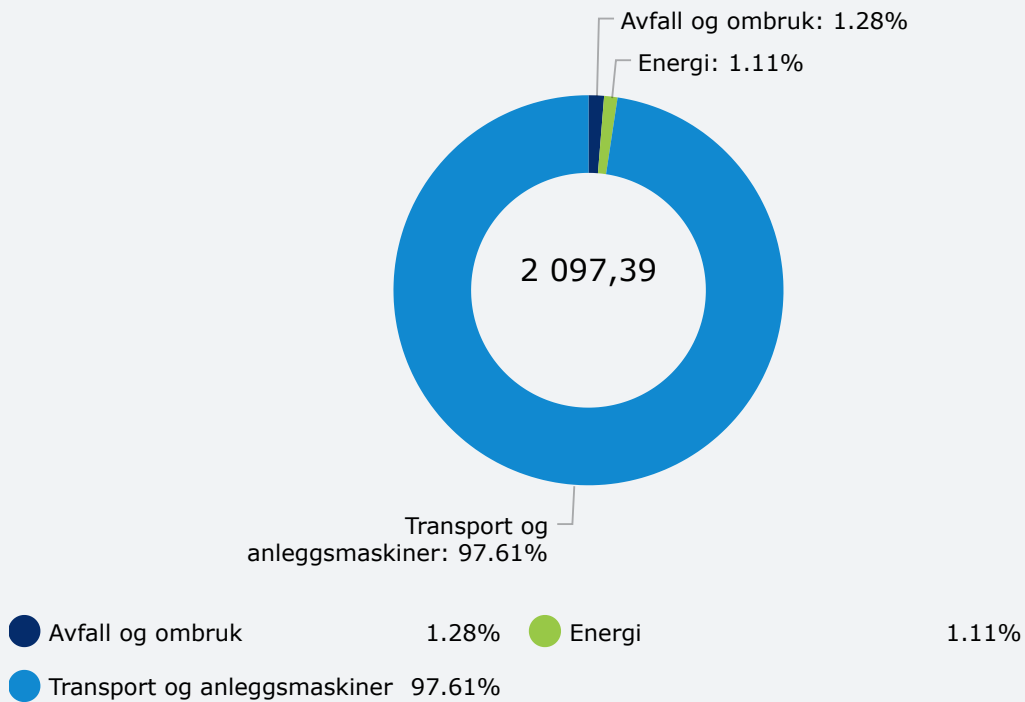
Scope 3

| | | | | |
|--|-------------------|----------------------|-------|-------------|
| Restavfall som ettersorteres sentralt (sentralsorteringsanlegg) | 21720 kilo | 0,195 CO2/Kg | 4,24 | tonn CO2 |
| Restavfall (uten emballasjeplast) | 41220 kilo | 0,55 CO2/Kg | 22,67 | tonn CO2 |
| Antall flyreiser i Norden | 97 (tur/retur) | 287 Kg CO2/reiser | 27,84 | tonn CO2 |
| Antall flyreiser i resten av Europa | 39 (tur/retur) | 511 Kg CO2/reiser | 19,93 | tonn CO2 |

Sum scope 3 = 74,67 tonn CO2

Total CO2 utslipp = 2 097,39 tonn

PROSENTVIS FORDELING AV CO2-UTSLIPP



2018

| Utslippskilde | Forbruk | Utslippsfaktor | Utslipp | |
|---------------|--------------|----------------------|----------|----------|
| Scope 1 | | | | |
| Diesel | 824254 liter | 3,22644 Kg CO2/liter | 2 659,41 | tonn CO2 |

Sum scope 1 = 2 659,41 tonn CO2

| | | | | |
|--------------|------------|------------------|-------|----------|
| Scope 2 | | | | |
| Elektrisitet | 189900 kWh | 0,128 Kg CO2/kWh | 24,31 | tonn CO2 |

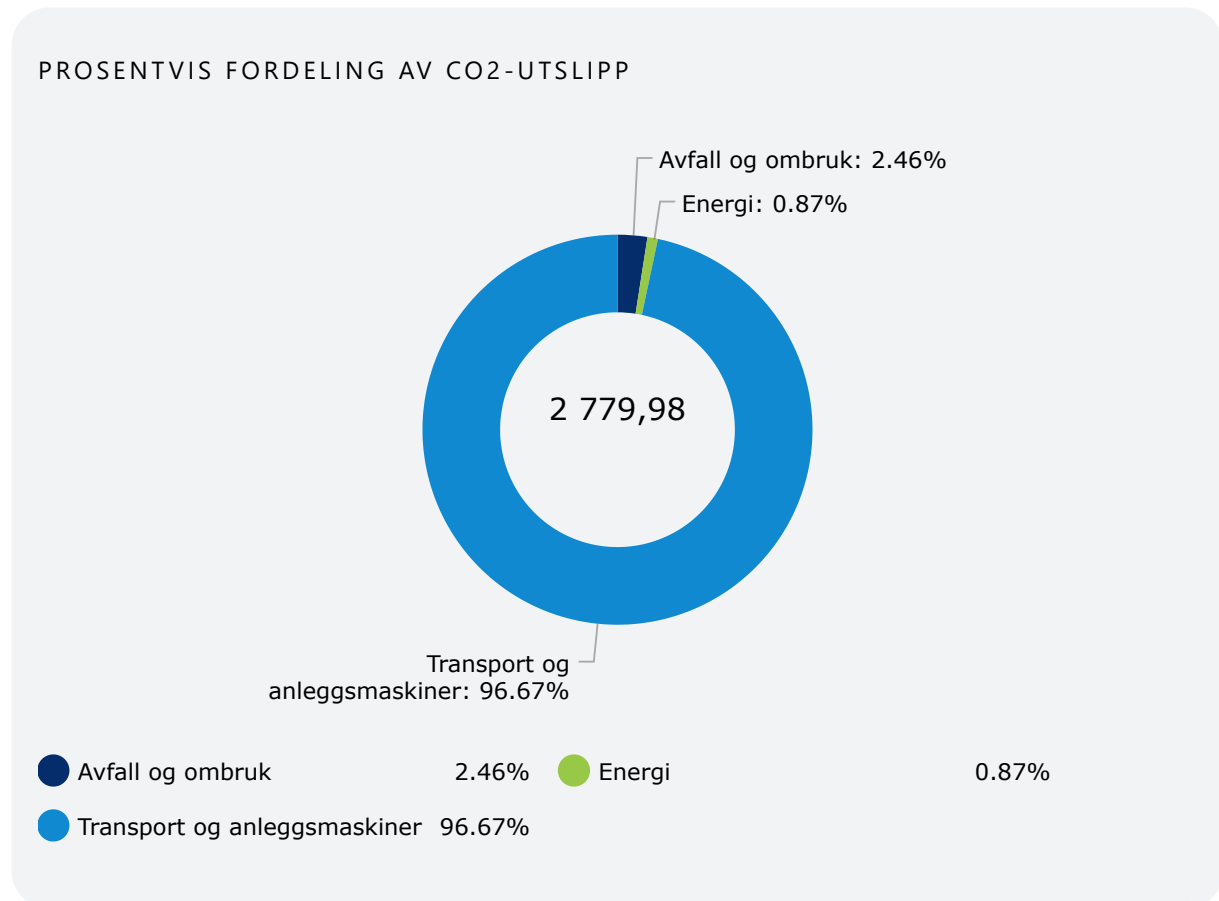
Sum scope 2 = 24,31 tonn CO2

| | | | | |
|----------------------------------|-------------|--------------|-------|----------|
| Scope 3 | | | | |
| Restavfall (med emballasjeplast) | 181120 kilo | 0,378 CO2/Kg | 68,46 | tonn CO2 |

| | | | | |
|---------------------------|--------------------|-------------------|-------|----------|
| Antall flyreiser i Norden | 176 (tur/retur) | 158 Kg CO2/reiser | 27,81 | tonn CO2 |
|---------------------------|--------------------|-------------------|-------|----------|

Sum scope 3 = 96,27 tonn CO2

Total CO2 utslipp = 2 779,98 tonn



2017

| Utslippskilde | Forbruk | Utslippsfaktor | Utslipp | |
|---------------|--------------|----------------------|----------|----------|
| Scope 1 | | | | |
| Diesel | 753004 liter | 3,22644 Kg CO2/liter | 2 429,52 | tonn CO2 |

Sum scope 1 = 2 429,52 tonn CO2

Scope 2

| | | | | |
|--------------|---------------|---------------------|-------|-------------|
| Elektrisitet | 225444 kWh | 0,128 Kg CO2/kWh | 28,86 | tonn CO2 |
|--------------|---------------|---------------------|-------|-------------|

Sum scope 2 = 28,86 tonn CO2

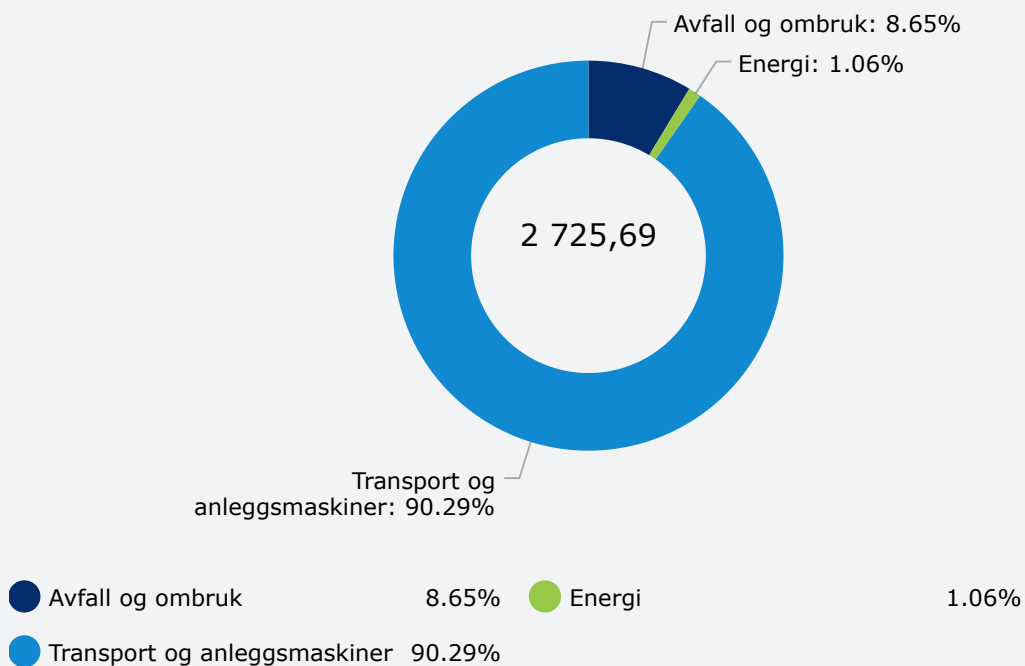
Scope 3

| | | | | |
|--------------------------------------|--------------------|-------------------|--------|-------------|
| Restavfall (uten emballasjeplast) | 624002 kilo | 0,378 CO2/Kg | 235,87 | tonn CO2 |
| Antall flyreiser i Norden | 199 (tur/retur) | 158 Kg CO2/reiser | 31,44 | tonn CO2 |

Sum scope 3 = 267,31 tonn CO2

Total CO2 utslipp = 2 725,69 tonn

PROSENTVIS FORDELING AV CO2-UTSLIPP



2016

Utslippskilde

Forbruk

Utslippsfaktor

Utslipp

Scope 1

| | | | | |
|--------|-----------------|-------------------------|----------|-------------|
| Bensin | 196 liter | 3,01125 Kg CO2/liter | 0,59 | tonn CO2 |
| Diesel | 904717 liter | 3,22644 Kg CO2/liter | 2 919,02 | tonn CO2 |

Sum scope 1 = 2 919,61 tonn CO2

Scope 2

| | | | | |
|--------------|---------------|---------------------|-------|-------------|
| Elektrisitet | 182000 kWh | 0,128 Kg CO2/kWh | 23,30 | tonn CO2 |
|--------------|---------------|---------------------|-------|-------------|

Sum scope 2 = 23,30 tonn CO2

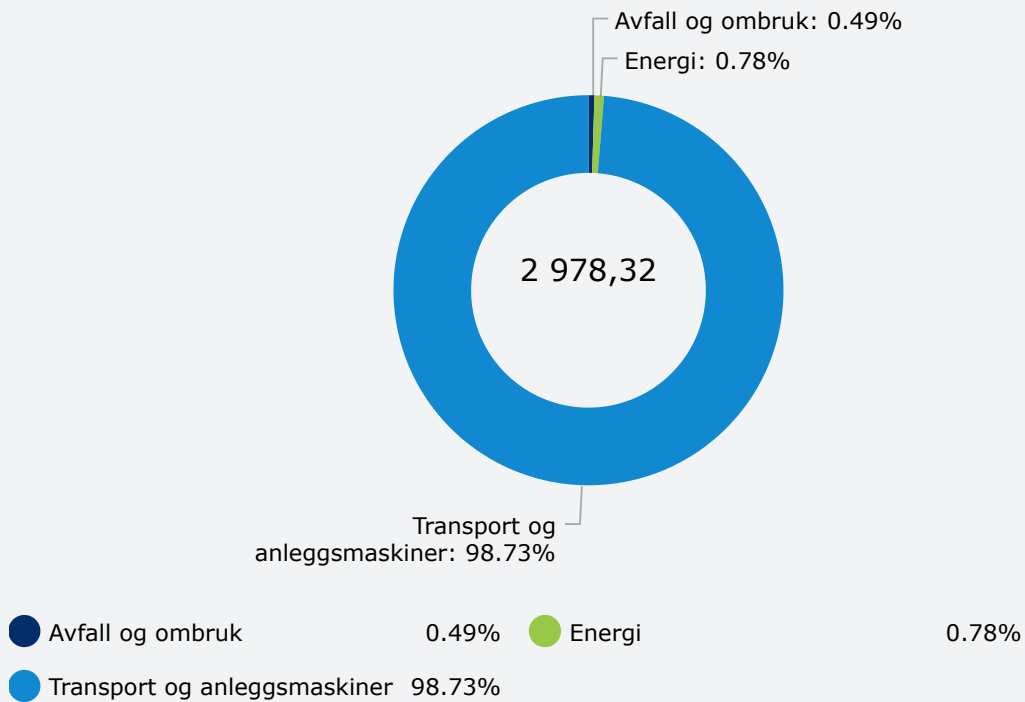
Scope 3

| | | | | |
|--|-------------------|------------------------|-------|-------------|
| Restavfall (uten emballasjeplast) | 38730 kilo | 0,378 CO2/Kg | 14,64 | tonn CO2 |
| Antall flyreiser i Norden | 49 (tur/retur) | 158 Kg CO2/reiser | 7,74 | tonn CO2 |
| Antall flyreiser i resten av Europa | 50 (tur/retur) | 260,8 Kg CO2/reiser | 13,04 | tonn CO2 |

Sum scope 3 = 35,42 tonn CO2

Total CO2 utslipp = 2 978,32 tonn

PROSENTVIS FORDELING AV CO2-UTSLIPP



2015

| Utslippskilde | Forbruk | Utslippsfaktor | Utslipp | |
|---------------|--------------|------------------|----------|----------|
| Scope 1 | | | | |
| Diesel | 598397 liter | 3,1 Kg CO2/liter | 1 855,03 | tonn CO2 |

Sum scope 1 = 1 855,03 tonn CO2

| | | | | |
|--------------|-----------|------------------|-------|----------|
| Scope 2 | | | | |
| Elektrisitet | 92940 kWh | 0,196 Kg CO2/kWh | 18,22 | tonn CO2 |

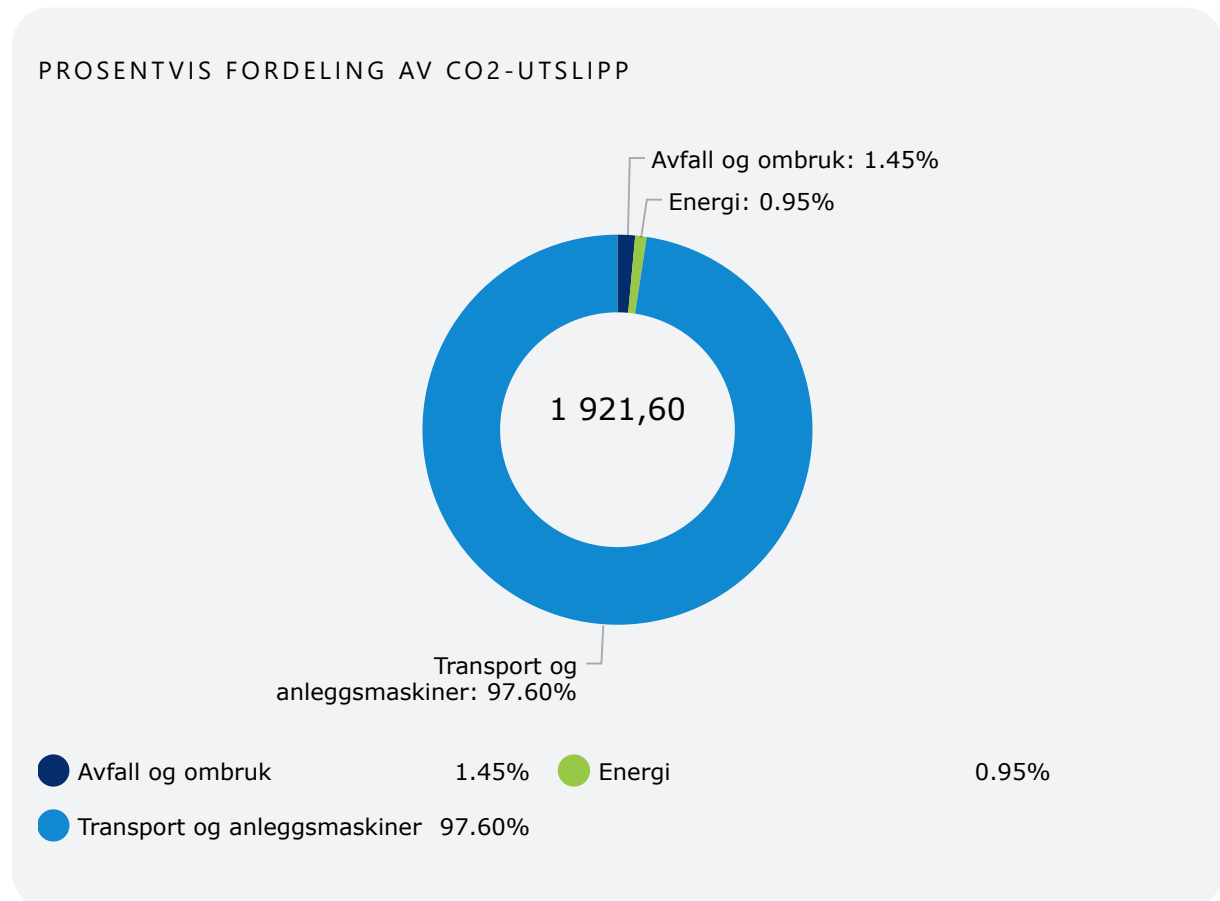
Sum scope 2 = 18,22 tonn CO2

| | | | | |
|-----------------------------------|-------------|--------------|-------|----------|
| Scope 3 | | | | |
| Restavfall (uten emballasjeplast) | 135680 kilo | 0,205 CO2/Kg | 27,81 | tonn CO2 |

| | | | | |
|---------------------------|--------------------|-------------------|-------|----------|
| Antall flyreiser i Norden | 130 (tur/retur) | 158 Kg CO2/reiser | 20,54 | tonn CO2 |
|---------------------------|--------------------|-------------------|-------|----------|

Sum scope 3 = 48,35 tonn CO2

Total CO2 utslipp = 1 921,60 tonn



2014

| Utslippskilde | Forbruk | Utslippsfaktor | Utslipp | |
|---------------|--------------|------------------|----------|----------|
| Scope 1 | | | | |
| Diesel | 538870 liter | 3,1 Kg CO2/liter | 1 670,50 | tonn CO2 |

Sum scope 1 = 1 670,50 tonn CO2

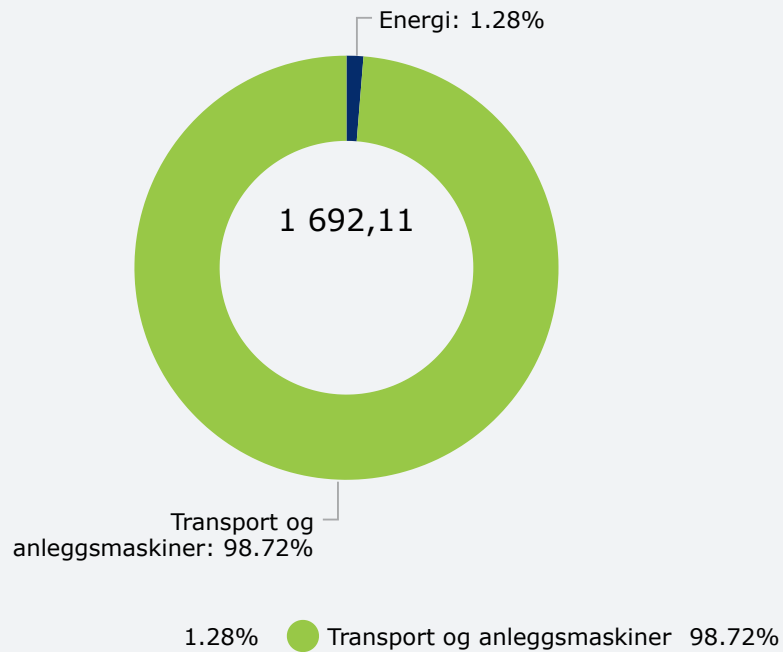
Scope 2

| | | | | |
|--------------|---------------|---------------------|-------|-------------|
| Elektrisitet | 110280 kWh | 0,196 Kg CO2/kWh | 21,61 | tonn CO2 |
|--------------|---------------|---------------------|-------|-------------|

Sum scope 2 = 21,61 tonn CO2

Total CO2 utslipp = 1 692,11 tonn

PROSENTVIS FORDELING AV CO2-UTSLIPP



2013

| Utslippskilde | Forbruk | Utslippsfaktor | Utslipp | |
|---------------|-----------------|-------------------|----------|-------------|
| Scope 1 | | | | |
| Bensin | 1916 liter | 2,83 Kg CO2/liter | 5,42 | tonn CO2 |
| Diesel | 593480 liter | 3,1 Kg CO2/liter | 1 839,79 | tonn CO2 |

Sum scope 1 = 1 845,21 tonn CO2

Scope 2

| | | | | |
|--------------|------------|-------------------------------|-------|----------------------|
| Elektrisitet | 184480 kWh | 0,196 Kg CO ₂ /kWh | 36,16 | tonn CO ₂ |
|--------------|------------|-------------------------------|-------|----------------------|

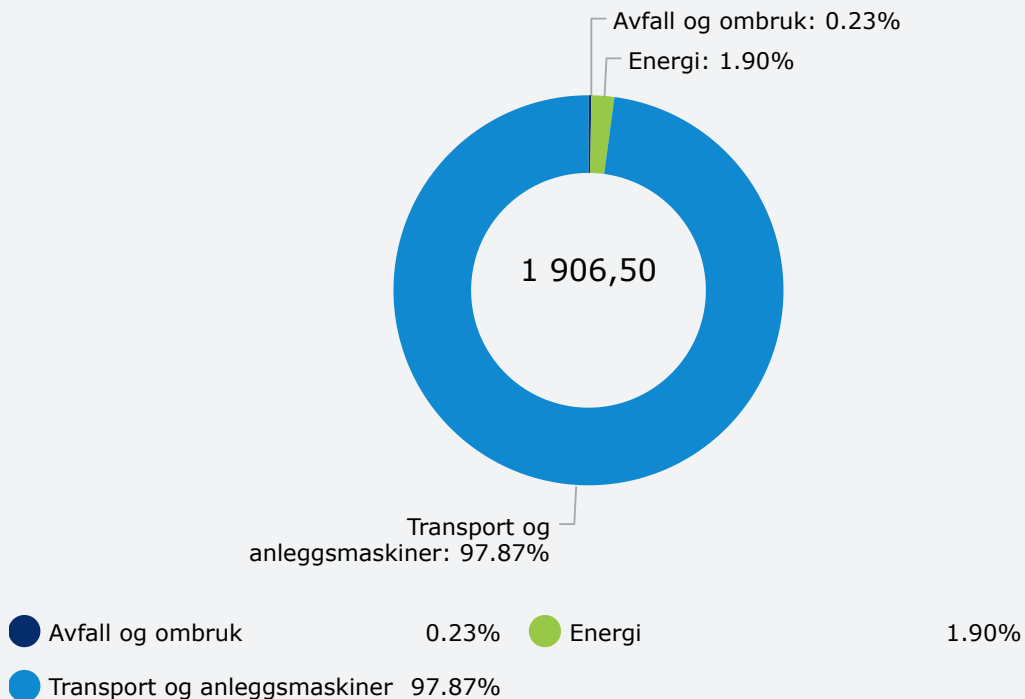
Sum scope 2 = 36,16 tonn CO₂

Scope 3

| | | | | |
|-------------------------------------|----------------|----------------------------------|-------|----------------------|
| Restavfall (med emballasjeplast) | 21610 kilo | 0,205 CO ₂ /Kg | 4,43 | tonn CO ₂ |
| Antall flyreiser i Norden | 32 (tur/retur) | 158 Kg CO ₂ /reiser | 5,06 | tonn CO ₂ |
| Antall flyreiser i resten av Europa | 60 (tur/retur) | 260,8 Kg CO ₂ /reiser | 15,65 | tonn CO ₂ |

Sum scope 3 = 25,13 tonn CO₂

Total CO₂ utslipp = 1 906,50 tonn

PROSENTVIS FORDELING AV CO₂-UTSLIPP

2012

| Utslippskilde | Forbruk | Utslippsfaktor | Utslipp | |
|--------------------------|--------------|--------------------------------|----------|----------------------|
| Scope 1 | | | | |
| Totalt forbruk drivstoff | 607208 liter | 2,83 Kg CO ₂ /liter | 1 718,40 | tonn CO ₂ |

Sum scope 1 = 1 718,40 tonn CO₂

| | | | | |
|--------------|-----------|-------------------------------|-------|----------------------|
| Scope 2 | | | | |
| Elektrisitet | 89040 kWh | 0,196 Kg CO ₂ /kWh | 17,45 | tonn CO ₂ |

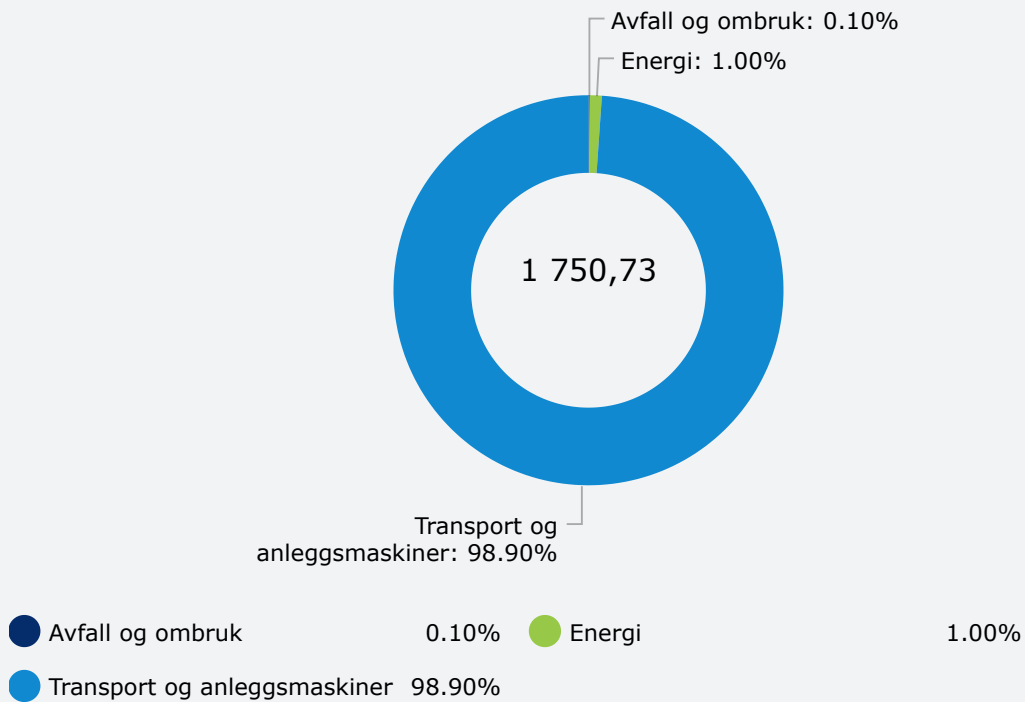
Sum scope 2 = 17,45 tonn CO₂

| | | | | |
|-------------------------------------|----------------|----------------------------------|------|----------------------|
| Scope 3 | | | | |
| Restavfall | 42 | 0,205 CO ₂ /Kg | 0,01 | tonn CO ₂ |
| Restavfall (komprimert) | 8290 kilo | 0,205 CO ₂ /Kg | 1,70 | tonn CO ₂ |
| Antall flyreiser i Norden | 50 (tur/retur) | 158 Kg CO ₂ /reiser | 7,90 | tonn CO ₂ |
| Antall flyreiser i resten av Europa | 4 (tur/retur) | 260,8 Kg CO ₂ /reiser | 1,04 | tonn CO ₂ |
| Antall flyreiser i resten av verden | 2 (tur/retur) | 2112 Kg CO ₂ /reiser | 4,22 | tonn CO ₂ |

Sum scope 3 = 14,88 tonn CO₂

Total CO₂ utslipp = 1 750,73 tonn

PROSENTVIS FORDELING AV CO2-UTSLIPP



2011

| Utslippskilde | Forbruk | Utslippsfaktor | Utslipp |
|---------------|---------|----------------|---------|
|---------------|---------|----------------|---------|

Scope 2

| | | | | |
|--------------|-----------|------------------|------|----------|
| Elektrisitet | 21000 kWh | 0,211 Kg CO2/kWh | 4,43 | tonn CO2 |
|--------------|-----------|------------------|------|----------|

Sum scope 2 = 4,43 tonn CO2

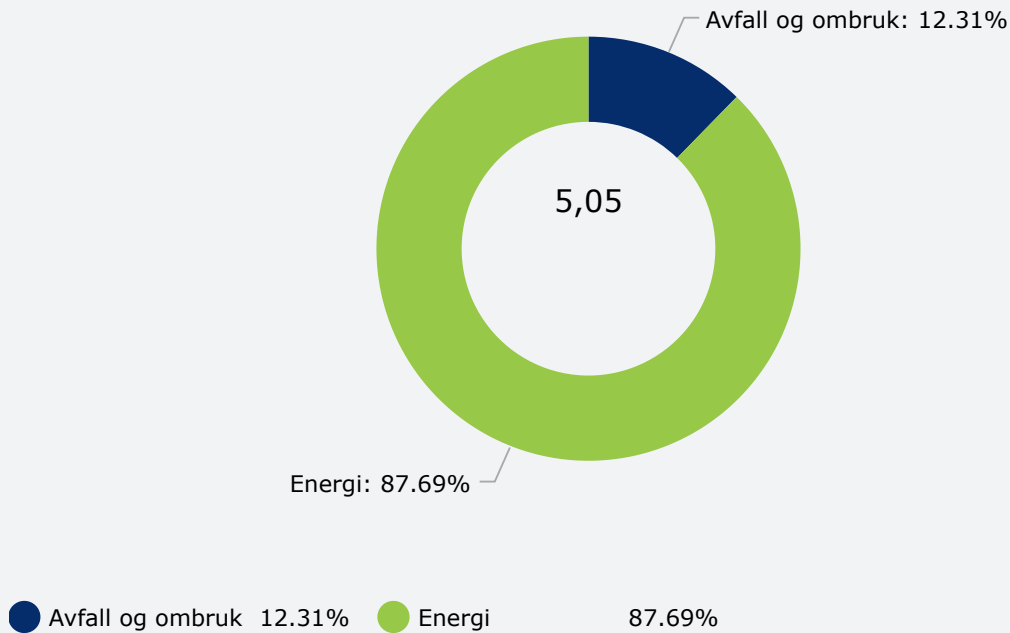
Scope 3

| | | | | |
|----------------------------------|-----------|--------------|------|----------|
| Restavfall | 35 | 0,205 CO2/Kg | 0,01 | tonn CO2 |
| Restavfall (med emballasjeplast) | 3000 kilo | 0,205 CO2/Kg | 0,62 | tonn CO2 |

Sum scope 3 = 0,62 tonn CO2

Total CO2 utslipp = 5,05 tonn

PROSENTVIS FORDELING AV CO2-UTSLIPP



2010

| Utslippskilde | Forbruk | Utslippsfaktor | Utslipp | |
|---------------|-----------|------------------|---------|----------|
| Scope 2 | | | | |
| Elektrisitet | 21000 kWh | 0,108 Kg CO2/kWh | 2,27 | tonn CO2 |

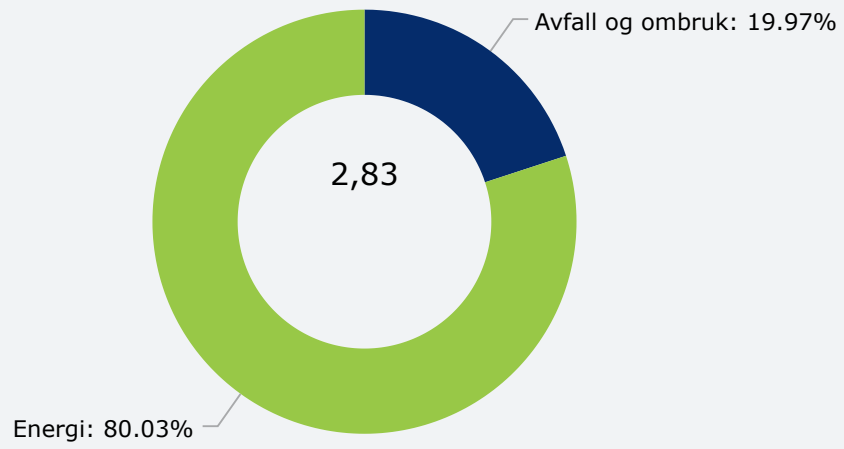
Sum scope 2 = 2,27 tonn CO2

| | | | | |
|----------------------------------|-----------|--------------|------|----------|
| Scope 3 | | | | |
| Restavfall (med emballasjeplast) | 2760 kilo | 0,205 CO2/Kg | 0,57 | tonn CO2 |

Sum scope 3 = 0,57 tonn CO2

Total CO2 utslipp = 2,83 tonn

PROSENTVIS FORDELING AV CO2-UTSLIPP



● Avfall og ombruk 19.97% ● Energi 80.03%